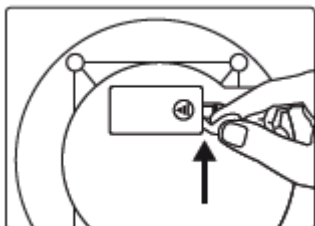


# Beurer KS 54

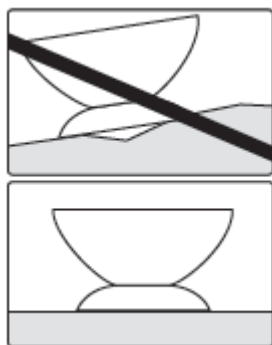
Kuhinjska vaga  
Uputstvo za upotrebu



## 1. Rad



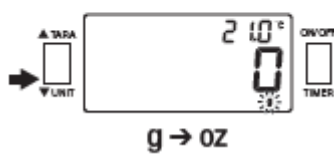
Umetnite baterije ili uklonite izolacijske trake (2 x AAA 1,5 V).



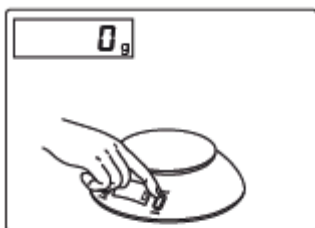
Postavite vagu na sigurnu i ravnu površinu.



Podešavanje mjerne jedinice

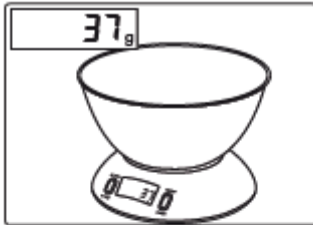


## 2. Vaganje

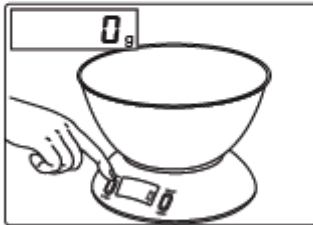


Upalite vagu





Postavite posudu za vaganje



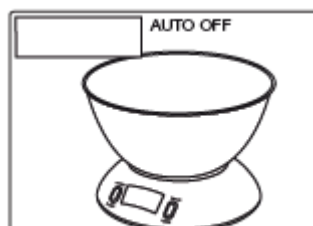
Opcija „Tara“



U posudu istresite materijal koji želite izvagati

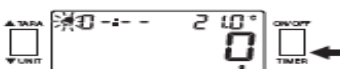


Da bi izvagali dodatne sastojke, pritisnite opciju „Tara“ ponovo

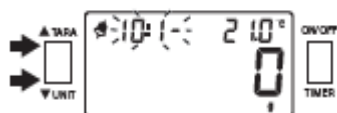


Automatsko gašenje

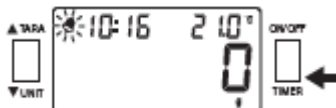
### 3. Podešavanje



Tajmer




4x

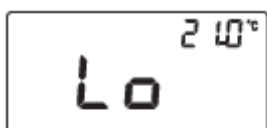


Postavite vrijeme koje želite  
Koristeći tipke ▲ i ▼

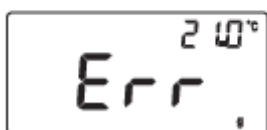
beep beep



Kada čujete zvučni signal pritisnite TIMER tipku ponovo  
da bi ga ugasili



Prazna baterija



Maximalan kapacitet vage 5 kg